

- Super-fast motion, horizontal up to 200°/s, vertical up to 100°/s
- Infinite pan angle of rotation
- Speed variable down to creep mode
- Exponential control curve with manual control
- Intelligent controlled lens speeds
- Control via serial interface using Funkwerk plettac protocol
- Panorama tour
- Built-in remote control receiver
- Carrying capacity up to 20 kg
- Modular conception
- Hidden cabling



SNK-Globe high-speed pan-tilt head unit

SNK-Globe (Installation example with WD camera)

Description

SNK-Globe is a super-fast variable-speed pan-tilt head unit.

Infinite rotation makes it possible to reach the required position via the shortest route and in the shortest possible time. Digital position acquisition ensures highly accurate positioning.

The exponential control curve makes the full range of speeds available for manual control, from the very slowest to the super-fast.

Controlled lens speeds in seven steps allow for sensitive adjustment even with the greatest focal lengths.

The modular design means that the unit is able to satisfy a wide range of requirements. An attractive design coupled with a robust housing allow the unit to offer the best prerequisites for surveillance and security applications, both for elegant application environments and for difficult ambient conditions.

The hidden cabling in the base of the pan-tilt-head unit and between the pan-tilt head and the camera guarantees a high degree of protection and safety.

Conventional connections with flexible visible cabling and plug-in connections can also be selected. Electrical and mechanical isolation points in the terminal base facilitate installation in the event of servicing.

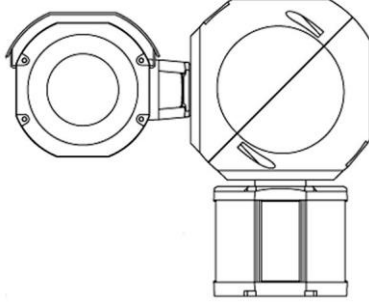
An external DC voltage power supply is possible.

The SNK-Globe is configured via the RS-485 interface. This means that time-consuming adjustments on the open unit are unnecessary in the usually exposed mounting locations.

Three switching outputs are available for switching spotlights, washers or wipers and one switching input is available for the connection of a detector.

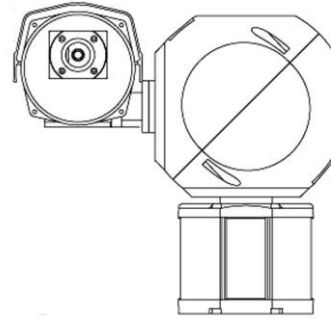
Because the system-integrated concept incorporates the plettac protocol, control and programming are possible using plettac BMS/BMK control units, the VAZ video control centre and the p.o.s.a. management system.

Variants



SNK-Globe WD

9.43037-1286



SNK-Globe WP

9.43037-1288

Order number	Name
9.43037 - 1286	SNK-Globe WD
9.43037 - 1288	SNK-Globe WP
9.43037 - 1401	Base 94 for SNK SNK-Globe
9.43037 - 1409	Service lid for base
9.43037 - 1801	Socket power unit SV 12
9.43041 - 1501	Housing SNK WD for camera FA 8xx, FAC 8xx
9.43041 - 1502	Housing SNK WD S for camera FAC 9xx

Camera housing and base not in the scope of delivery Different gear combinations on request

Examples of tested lenses

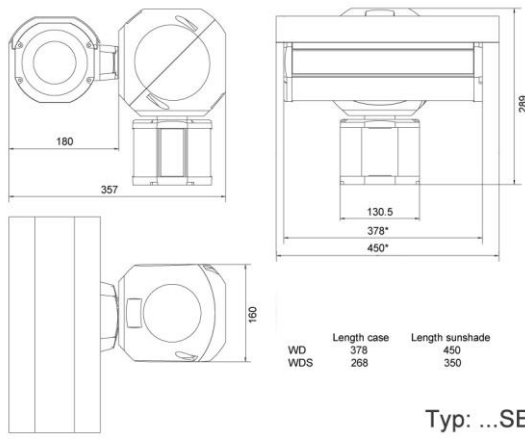
Lens for WD housing

Typ H10ZME-5P(C60702WX) Fa. Pentax, aperture 1.2 ... 720(VS) focal length 7.5 ... 75 mm

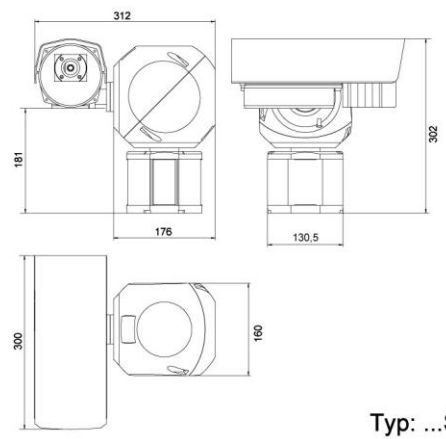
Lens for WP housing

Typ H6ZBHE-5P(C60810WX) Fa. Pentax, aperture 1.2 ... 720(VS) focal length 8 ... 48 mm

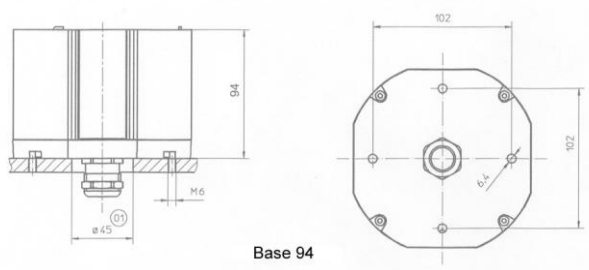
Typ A08Z08NDDCP0 Fa. VT, aperture 1.6 ... 250(DC) focal length 8 ... 64 mm



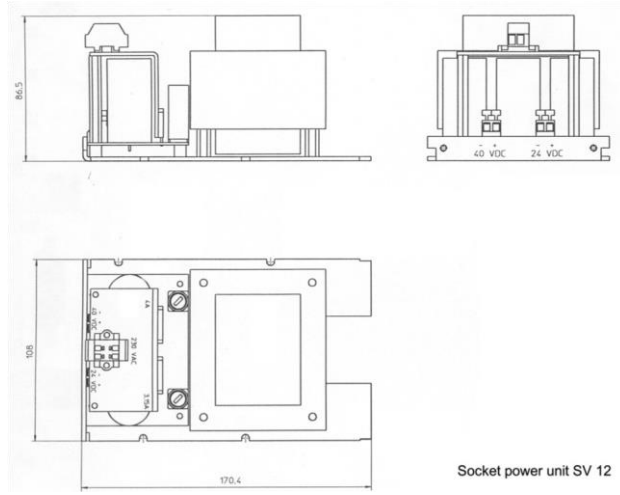
Typ: ...SEWD



Typ: ...SEWP



Base 94



Socket power unit SV 12

Technical data

Max. rotation speed	200°/s horizontal	100°/s vertikál	50°/s optional
Min. rotation speed	0.1 °/s horizontal	0.1°/s vertikál	0.1°/s optional
Torque rating	5 Nm horizontal	10 Nm vertikál	20 Nm optional
Max. angular acceleration	900°/s ² (load related)		
Speeds	7 for manual control, 63 for special functions with exponential process		
Horizontal angle of rotation	Infinite (multi turn)		
Vertical angle of rotation	+ 90°/-100°		
Limitation of angle of rotation	Can be set using the control uni		
Transmission backlash on reversal	< 0.2°		
Carrying capacity	20 kg		
Mounting types	Upright or suspended		
Weight, SNK only	6.8 kg		
Weight, with terminal base	8.5 kg		
Material of housing	Diecast aluminum		
Dimensions	See drawings		
Color	RAL 7032		
Degree of protection	IP 66		
Ambient temperature range	-40 bis +55 °C,		
Heater	built in		
Supply voltage drive	42 VDC -40 % / +20 %		
Current consumption	0.7 A / 0.4 A (with min./max. operating voltage)		
Current consumption at full load	3.6 A / 1.9 A (with min./max. operating voltage)		
Supply voltage camera	10 - 29 VDC		

Current consumption	camera current plus 0.15 A/0.06 A (at min./max. operating voltage)
Connections	Plug-in connection(s) on the housing or terminals in the terminal base
Control	Built-in remote control receiver
Serial control interface	RS 485, plettac procedure
Number of storable positions	up to 256
Autopan	yes
Panorama tour	max. 17 min
Switching inputs/outputs	4, open collector
Control voltages for lens motors	Maximum value (7 to 15 V) can be selected via the serial interface. Variable speed with speed control determines the current value.

Subject to change without notice

Technical status 03/2004

Print 04/2004

plettac Security UK Ltd

Unit 39 Sir Frank Whittle Business Centre
Great Central Way, RUGBY CV21 3XH

Tel: 0844 800 1725 Fax: 01788 544 549 Email: info@plettac.co.uk www.plettac.co.uk